

PERGO[®]

VINYL PLANKS & TILES

NEW!



FLOORS FOR REAL LIFE



It's not just vinyl, it's Pergo

It's not just the look that makes a Pergo vinyl floor a great choice. It's also very durable, sound absorbent and comfortable to walk on.

Pergo is renowned for superior quality and trendsetting design, a reputation going back all the way to the invention of the laminate floor. As we introduce our new collection of

14 vinyl flooring designs, you can be confident that it is every bit as beautiful, durable and easy to install as you should expect from Pergo.



BLACK SLATE V0220-30015

COVER: SILVER OAK V0201-30009

SILVER OAK V0201-30009

Active life flooring

Pergo vinyl floors can take a knock or two. Actually, that is putting it mildly. The strong and durable surface layer makes vinyl the ideal choice for spaces that are used intensively, and it will provide you with a beautiful floor for many years to come.

Vinyl floors also offer a quiet and comfortable walking experience, reducing step noise and increasing comfort. But there is more: Vinyl is waterproof, making it a great alternative for kitchens where the floor not only has to be beautiful to look at, but also practical. And since vinyl is a good thermal conductor, these floors are also perfectly suited for floor heating.

We love children. And a vinyl floor is made with them and their playfulness in mind. Apart from being able to endure almost any adventurous escapade you can imagine, it is also easy to clean when accidents happen. Thanks to a sealed surface and a protective coating, dirt simply cannot penetrate the floor, and you are able to clean off any stains using nothing but water.

BLACK LEATHER TILE V0115-30013





Come rain or come shine

There are virtually no limits to vinyl when it comes to design.

And the same goes for the durability – making Pergo vinyl floors ideal for entrance halls and other high-wear areas.




BLACK SLATE V0220-30015



The perfect ground for a playground

Comfortable quality flooring
with all the benefits of vinyl



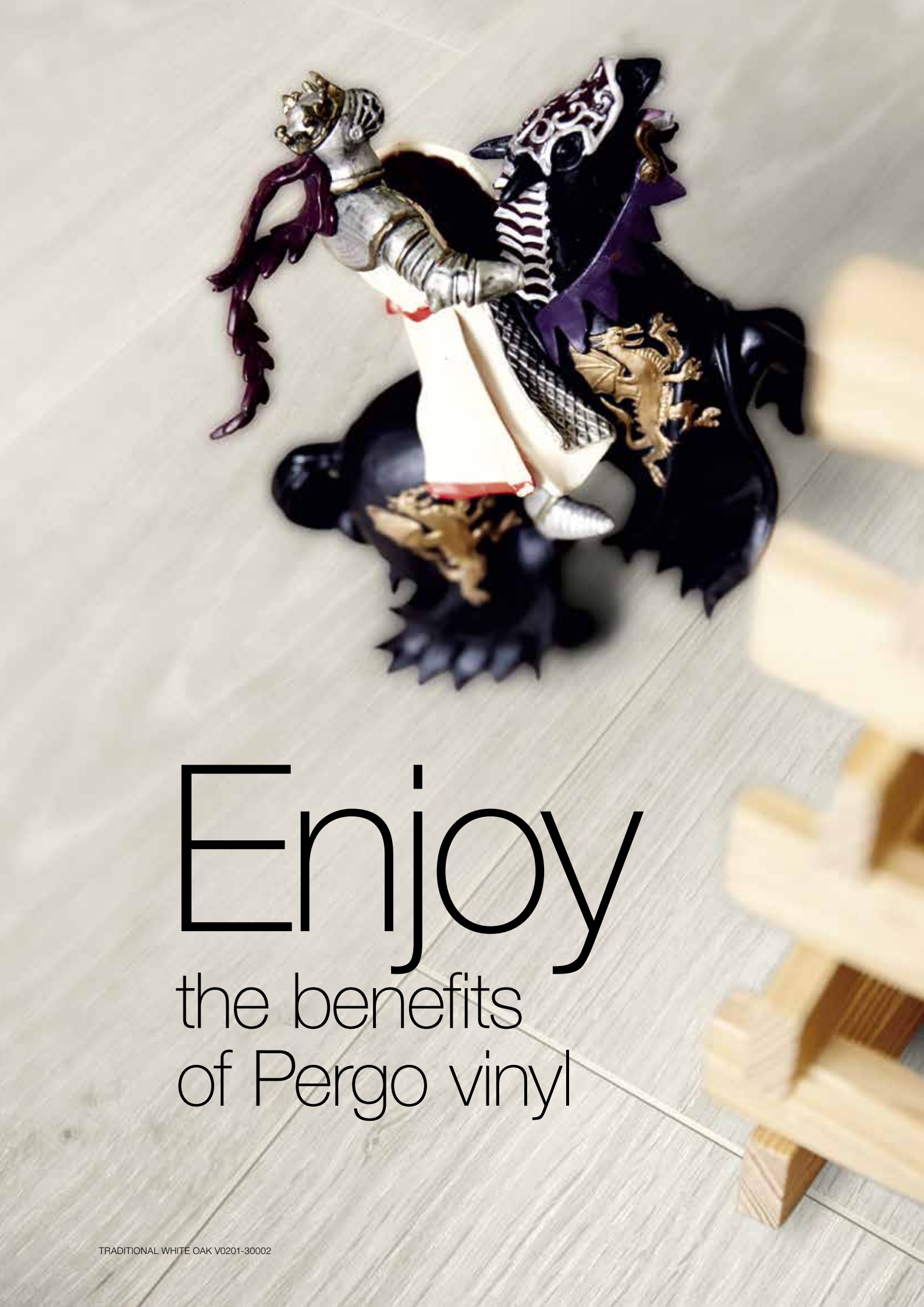
TRADITIONAL BLACK OAK V0201-30003

A warm welcome

Pergo vinyl floors not only feel cosy and soft,
they are also perfectly suited for under-floor heating.



NATURAL OAK V0201-30010



Enjoy

the benefits
of Pergo vinyl

TRADITIONAL WHITE OAK V0201-30002

With vinyl, there are no limits to what a floor can look like. The versatility of the material means we can offer a wide range of designs, each radiating its own style thanks to the real life details, the tactile structure and the fascinating colour schemes.

Amazing decors and textures

Inspired by the natural feel of wood, leather or rough concrete, our 14 designs allow you to accentuate your home environment any way you want. Pergo Premium floors also feature a unique true V-bevel. The bevels are made possible by a patented technology, and help to define the sides of each plank providing the vinyl floor with a distinctly authentic feeling.

100% waterproof

Pergo vinyl floors are made of a high-quality synthetic material, which means the floor is waterproof. Consequently, a vinyl floor is ideal for kitchens and other wet conditions. Being waterproof, vinyl floors are easy to clean. Thanks to a protective coating and a sealed surface, dirt can just be wiped off the floor – keeping it not only looking great, but also hygienic!

Our vinyl varieties

Pergo vinyl floors are available in two quality levels: Premium and Optimum. Premium floors have V-bevels and are mounted with two tiles on each plank to make installation fast, efficient and stable. Just click the planks together using the revolutionary click system PerfectFold™3.0. If you prefer to glue your floor, our Optimum floors aimed at the professional market, are the way to go.



TRADITIONAL WHITE OAK V0201-30002

premium, click



TRADITIONAL WHITE OAK V0101-30002

optimum, glue

optimum

Very durable wear layer for professional use.
A glued floor without bevels.


premium

The ideal choice for domestic use.
With bevels and PerfectFold™ 3.0 click system for easy installation.



tile design

Pergo Premium floors are mounted with two tiles on each plank.
This helps to make installation fast and efficient, and provides a seamless end result.

optimum | glue | 610 x 305 x 2.5 mm | wear layer 0.55 mm 


premium | click | 1225 x 303 x 5 mm | wear layer 0.3 mm | 4-way bevel 



GREY CONCRETE
■ V0115-30014
■ V0220-30014



BLACK SLATE
■ V0115-30015
■ V0220-30015



BLACK LEATHER TILE
■ V0115-30013
■ V0220-30013

plank design

optimum | glue | 1219 x 184 x 2.5 mm | wear layer 0.55 mm

premium | click | 1225 x 178 x 5 mm | wear layer 0.3 mm | 4-way bevel



TRADITIONAL WHITE OAK
■ V0101-30002
■ V0201-30002



SILVER OAK
■ V0101-30009
■ V0201-30009



RUSTIC BEIGE OAK
■ V0101-30011
■ V0201-30011



TRADITIONAL NATURAL OAK
■ V0101-30006
■ V0201-30006



RECLAIMED NATURAL OAK
■ V0101-30004
■ V0201-30004



NATURAL OAK
■ V0101-30010
■ V0201-30010



RUSTIC GOLDEN OAK
■ V0101-30008
■ V0201-30008



WALNUT
■ V0101-30007
■ V0201-30007



RUSTIC GREY PINE
■ V0101-30012
■ V0201-30012



TRADITIONAL GREY OAK
■ V0101-30001
■ V0201-30001



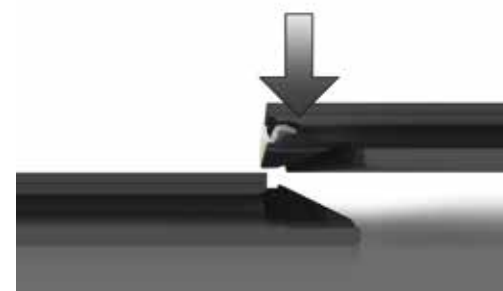
TRADITIONAL BLACK OAK
■ V0101-30003
■ V0201-30003

Easy installation

30%
faster
installation

premium – easy to click!

Our Premium vinyl floors come with the PerfectFold™ 3.0 system that makes installation faster and easier than ever. Just click the flexible floor planks together using the method that works best for you. And if you need to adjust the size of the planks, you can simply cut them using a small knife!




Drop down

The ideal method for quickly installing a large area. Click the plank at the long side joint, slide it until it meets the end of the previously installed plank, and press down.



Angle

The ideal method for installing the first row of planks. Simply click the planks together at the short end.



Insert horizontally

Unlike many other brands, Pergo vinyl floors can also be inserted horizontally. A very handy option for places where it is difficult or impossible to tilt the planks (when installing the last row of planks, or under door frames and radiators).

optimum – easy to glue!

To install Pergo Optimum floors, we recommend you start with a level subfloor and use Pergo vinyl glue. This glue is of the highest quality and was specially developed for Pergo vinyl floors.

accessories

Completing the picture

When it comes to floors, the beauty really is in the details. And that is why we not only deliver beautiful vinyl floor planks and tiles. The tools required to install the floor, skirt boards, profiles and maintenance products are all part of the solution that turns your floor into an integral part of the interior design of your home.

Not many other floor specialists can deliver the same total service as Pergo. We know that a floor is not just a floor, and taking responsibility for all parts, enables us to guarantee the total quality of your floor.

In our vinyl accessories range, you'll find products from three different categories: aesthetics installation and maintenance. All accessories are designed to enhance the look and durability of your Pergo floor.

**ADD
THE FINISHING
TOUCHES!**

WALNUT V0101-30007

TRADITIONAL NATURAL OAK V0101-30006

aesthetics

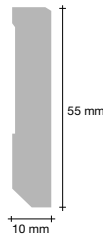


Wallbase, paintable

PGVSKRPAINT

Waterproof, paintable skirting boards to hide expansion joints and protect your walls

2400 x 10 x 55 mm
Water resistant

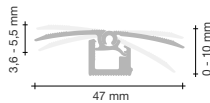


Combi moulding, aluminium

PGPRGOLD, gold
PGPRBRON, bronze
PGPRSILV, silver

The Pergo multifunctional profile can level height differences for a smooth transition on to any other type of floor

1860 x 10 x 47 mm
Colour: gold, bronze, silver
Surface: aluminium

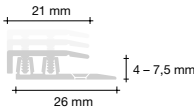


End profile, aluminium

PGVENPSILV

For premium range

2700 x 5 x 21 mm
Surface: aluminium

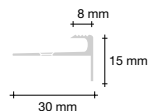


Stair nose

PGVSTPCLICKSILV

For 5 mm premium range, floating installation

2500 x 15 x 22 mm

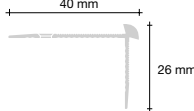


Stair nose, flush

PGVSTPGLUESILV

For optimum range, 2.5 mm glued vinyl

2500 x 24 x 40 mm

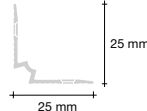


Stair nose, inner


PGVSTPINGLUESILV

For optimum range, 2.5 mm glued vinyl

2500 x 25 x 25 mm



installation



premium

Underlay

PGVUDL10

An underlay, specially developed for Pergo premium floors to absorb sound, help level the subfloor and prevent irregularities

1.18 x 8.5 m = 10 m²

| | |
|---|--|
| Thickness | 1.5 mm |
| Walking noise reduction | |
| Impact sound insulation | $\Delta L_w = 20$ dB $\Delta L_{w,1} = 10$ dB |
| Water vapour resistance | |
| Installation over underfloor heating (m ² K/W) | 0.043 |



optimum

Glue

PGVGLUE6, 6 kg

PGVGLUE15, 15 kg

Professional glue, specially developed for Pergo optimum floors, that spreads easily, guarantees fast adhesion and offers the highest strength



optimum

Glue trowel

PGVA2

maintenance



All round Floor cleaner

PGCLEANALL1000

Specially developed for cleaning vinyl, laminate and wood flooring. Ideal for removing dirt, grease spots and heel marks, as well as for daily cleaning

1000 ml



Cleaning kit

PGCLEANKIT

High quality mop set with extra long ergonomic handle and a mop cloth holder with a practical velcro fastener for attaching the mop cloth

Separate mop cloth

PGLCLEANMOP

Technical Guide

Features

| | | |
|--|-----------|----------|
| PUR coating | • | • |
| Installation method | Glue down | Click |
| Water resistant | • | • |
| Thickness | 2.5 mm | 5 mm |
| Guarantee against wear (residential use) | 20 years | 20 years |

| Technical | Test method/standard | optimum | premium |
|-----------------------------|----------------------|---------------|----------------------------|
| Class of use | ISO 10582/PREN 16511 | 33 – 42 | 32 (residential 23) |
| Vinyl | EN 649 | Heterogeneous | Heterogeneous |
| Wear layer thickness | EN 429 | 0.55 mm | 0.3 mm |
| Resistance to furniture leg | EN 424 | No damage | No damage |
| Resistance to castor chair | ISO 4918 | No damage | Install an appropriate mat |
| Fire classification | EN 13501-1 | Bfl-S1 | Bfl-S1 |
| Impact sound reduction | ISO 717-1 | 2dB | 6 dB |
| Thermal resistance | EN 12667 | 0.0132 m² K/W | 0.013 m² K/W |
| Formaldehyde emission | EN 717-1 | <E1 | <E1 |
| Slip resistance | EN 13893 | Class DS | Class DS |
| Slip resistance | DIN 51130 | R9 | R9 |

optimum

| | length | width | thickness | panels/pack | m²/pack | pack/pallet | m²/pallet |
|-------------|--------|-------|-----------|-------------|---------|-------------|-----------|
| V0101-xxxxx | 1219 | 184 | 2.5 | 15 | 3.37 | 60 | 202.06 |
| V0115-xxxxx | 610 | 305 | 2.5 | 15 | 2.79 | 60 | 167.23 |

premium

| | length | width | thickness | panels/pack | m²/pack | pack/pallet | m²/pallet |
|-------------|--------|-------|-----------|-------------|---------|-------------|-----------|
| V0201-xxxxx | 1225 | 178 | 5 | 7 | 1.53 | 60 | 91.56 |
| V0220-xxxxx | 1225 | 303 | 5 | 5 | 1.86 | 50 | 92.88 |

Cleaning instructions

General maintenance

Vinyl floors are easy to live with, but as with most things, it needs regular cleaning to stay beautiful. The coating of the top-layer makes a specific treatment after installation unnecessary, and your floor can easily be cleaned with a broom, vacuum cleaner, or a damp mop. We recommend that you always use a non-aggressive maintenance product, like Pergo allround cleaner. Do not pour water over the floor or leave a puddle of water on the floor.

Periodic cleaning and maintenance

Clean the floor routinely by sweeping, vacuum cleaning or damp wiping. Always remove immediately grit, sharp objects, staining agents, moisture or aggressive substances from the floor.
PLEASE NOTE: Never use aggressive cleaning agents, soap or abrasive cleaners or cleaners containing oil or waxes.

Stain removal

Remove stains as fast as possible. The longer spilled materials are left on the floor, the greater the risk of permanently staining. Persistent stains may be removed using Pergo allround cleaner. An efficient way to remove stubborn stains is to use ice till the material is brittle enough to crumble off. Afterwards, remove the residue with an adapted liquid cleaning agent for vinyl. If this is not sufficient the panel should be replaced.

Industrial cleaning

In order to increase resistance and enhance cleaning properties of the flooring for commercial application, an appropriate PU sealer can be applied according to the instructions of the manufacturer of this product.

The technical secrets behind Pergo vinyl quality



- 1 Wear and scratch resistant PUR layer
- 2 Clear vinyl wear layer
- 3 Printed vinyl decor layer
- 4 Vinyl core layer



Castor chair

The multi-layer build-up of Pergo vinyl in combination with the properties of the core are designed to withstand damage from castor chairs.



Easy installation

The PerfectFold™ 3.0 system makes installation quick and easy. Just fold the planks into place using one of the three methods, and you'll be done in no time.



Sound reduction

The soft vinyl floor reduces step noise and provides a quiet and comfortable walking experience.



Wear protection

The surface of Pergo vinyl offers a multi-layer protective floor finish. The wear layer has an additional layer of polyurethane (PUR) providing scratch resistance and easy maintenance.



Impact resistance

Pergo's vinyl surface is multi-layer build-up. In combination with the dense core material it gives the floor a very high impact resistance and a low residual indentation, protecting your floor from potential damage.



Fire resistance

Pergo vinyl floors have a natural high resistance to fire. They are designed to meet all European requirements for installation in escape routes and assembly halls.



Hygienic

A Pergo vinyl floor improves hygiene and makes it easier to maintain a clean home. The sealed surface prevents bacteria, and helps reduce the amount of cleaning chemicals you need.




Water resistance

Our Moisture Resistance System combines the properties of the core with a strong and tight click joint. This will give Pergo vinyl floors some of the best moisture-resistance properties on the market.



Easy maintenance

The Pergo vinyl floor with its PUR layer is resistant to dirt and offers you low maintenance and effortless cleaning. The solid design of the click joints also keeps dirt from penetrating the joint.



pergo.com

PERGO®